

AVK Supa Maxi™ Series 631/632/633/634/635

Mounting instruction for replacement of bracket section
In case of damaged gasket or bracket section

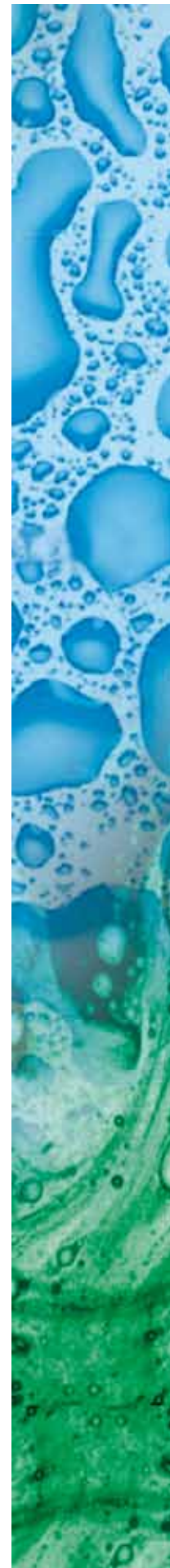


DN

Ref. nos.
EPDM

Ref. nos.
NBR

50	631-050-156061	631-050-152061
65	631-065-156061	631-065-152061
80	631-080-156061	631-080-152061
100	631-100-156061	631-100-152061
125	631-125-156061	631-125-152061
150	631-150-156061	631-150-152061
200	631-200-156061	631-200-152061
225	631-225-156061	631-225-152061
250	631-250-156061	631-250-152061
300	631-300-156061	631-300-152061




9632500038


AVK Supa Maxi™ Series 631/632/633/634/635

Mounting instruction for replacement of grip segments

In case of damaged grip segments. **Note:** If the coupling has been mounted on iron/steel/AC pipes, and is to be reused on PE or PVC pipes, the gunmetal grip segments (every second) must be replaced first.



DN 200



Stainless steel

Gunmetal

DN	# in box*	Ref. nos. Gunmetal	Ref. nos. Stainless steel
50	3	631-050-06001	631-050-04001
65	3	631-065-06001	631-065-04001
80	3	631-080-06001	631-080-04001
100	4	631-100-06001	631-100-04001
125	4	631-125-06001	631-125-04001
150	4	631-150-06001	631-150-04001
200	6	631-200-06001	631-200-04001
225	6	631-225-06001	631-225-04001
250	6	631-250-06001	631-250-04001
300	8	631-300-06001	631-300-04001

* Quantity of grip segments/pins per box.

One box of gunmetal grip segments and one box of stainless steel grip segments per Supa Maxi™ coupling end.